

GENERALIZATIONS OF BOTTEMA'S THEOREM ON PEDAL POINTS

Éva Sashalmi and Miklós Hoffmann (Eger, Hungary)

Abstract. Given a polygon and one of its inner points P , the orthogonal projections of P onto the sides of the polygon are called pedal points of P . Here we prove different results concerning configurations by attaching different types of polygons to the segments of the sides defined by the pedals. These theorems can be considered as the generalizations of Bottema's classical theorem.

1. Introduction

Consider a triangle ABC and one of its inner points P . Let the orthogonal projection of P onto the sides AB, BC, CA be P_1, P_2 and P_3 , respectively. These are the pedal points of P . If we build squares on the segments of the sides defined by the pedals (outside of the triangle), we obtain six different squares. In [1] Bottema proved the following theorem about the areas of these squares:

Theorem 1. *The sum of the areas of the squares erected on the segments AP_1, BP_2 and CP_3 equals the sum of the squares erected on the segments P_1B, P_2C and P_3A .*

More recently van Lamoen and other studied similar configurations ([2], [3]) and showed the following in [3]:

Theorem 2. *Let $A_1B_1C_1$ be the triangle bounded by the lines containing the sides of the squares opposite to AP_1, BP_2 and CP_3 . Similarly let $A_2B_2C_2$ be the triangle bounded by the lines containing the sides of the squares opposite to P_1B, P_2C and P_3A . These two triangles are each homothetic to ABC and the ratio of homothety is*

$$\lambda = 1 + \frac{a^2 + b^2 + c^2}{4t},$$

where a, b, c are the sides and t is the area of ABC .

To simplify the equation we use the following notations:

Definition. The *Brocard point* Ω and the *Brocard angle* ω of ABC is the point and angle for which

$$\angle AB\Omega = \angle BC\Omega = \angle CA\Omega = \omega.$$

Since for the Brocard angle

$$\cot \omega = \frac{a^2 + b^2 + c^2}{4t} \quad (1)$$

holds (c.f. [4]), the ratio of the homothety in Theorem 2 can simply be written as

$$\lambda = 1 + \cot \omega.$$

Throughout the paper we use the phrases “left” and “right” to distinguish the two families of squares or other builded polygons.

2. New results on triangles

At first we prove that Bottema’s statement holds not only for squares but for any rectangles similar for each other and also for regular triangles. Then we examine the ratio of homothety of Theorem 2 in the case when the squares are erected onto the inner side of the triangle and show that it equals $\cot \omega - 1$.

Theorem 3. *Consider the triangle ABC and one of its inner points P . Let the pedals of P on the sides AB, BC, CA be P_1, P_2 and P_3 , respectively. If we build similar rectangles on the segments of the sides defined by the pedals, then the sum of the areas of the rectangles erected on the segments AP_1, BP_2 and CP_3 (i.e. the “left” rectangles) equals the sum of the rectangles erected on the segments P_1B, P_2C and P_3A (i.e. the “right” rectangles).*

Proof. Here we use the basic idea of [3]. Let us denote the sides of the triangle by a, b, c and the segments defined by the pedals by the following: $c_l = AP_1$; $c_r = P_1B$; $a_l = BP_2$; $a_r = P_2C$; $b_l = CP_3$; $b_r = P_3A$. From Theorem 1 it follows, that

$$a_l^2 + b_l^2 + c_l^2 = a_r^2 + b_r^2 + c_r^2. \quad (2)$$

Let us denote the other side of the rectangle erected onto a_l by s and let $\rho = \frac{s}{a_l}$. Thus the area of this rectangle can be written as $a_l s = a_l \rho a_l = a_l^2 \rho$. Since the rectangles are similar to each other, ρ is the ratio of their sides for all rectangles. Thus the sum of the areas of the “left” rectangles is

$$a_l^2 \rho + b_l^2 \rho + c_l^2 \rho = \rho(a_l^2 + b_l^2 + c_l^2).$$

Similarly for the “right” rectangles

$$a_r^2 \rho + b_r^2 \rho + c_r^2 \rho = \rho(a_r^2 + b_r^2 + c_r^2)$$

holds, which, together with (2) proves the statement.

Corollary. Let $A_1B_1C_1$ be the triangle bounded by the lines containing the sides of the rectangles opposite to AP_1, BP_2 and CP_3 . Similarly let $A_2B_2C_2$ be the triangle bounded by the lines containing the sides of the rectangles opposite to P_1B, P_2C and P_3A . These two triangles are each homothetic to ABC and the ratio of homothety is $\lambda = 1 + \rho \cot \omega$.

Back to the original situation, building the squares to the inner side of the segments of the side of the triangle, Theorem 1 naturally remains valid (see Fig. 1). The ratio of the homothety, however will be changed as follows.

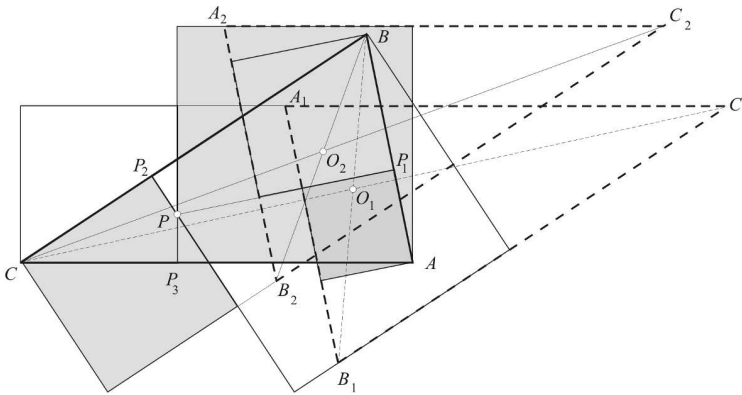


Figure 1.

Theorem 4. Consider the triangle ABC and one of its inner points P . Let the pedals of P on the sides AB, BC, CA be P_1, P_2 and P_3 , respectively. If we build squares onto the inner side of the segments of the sides defined by the pedals, as in Fig.1., then the ratio of the homothety between the triangle ABC and $A_1B_1C_1$ as well as between ABC and $A_2B_2C_2$ is $\lambda = \cot \omega - 1$.

Proof. Denote the center of homothety between ABC and $A_1B_1C_1$ by O_1 and the segments BP_2, CP_3, AP_1 by a_l, b_l and c_l . Let the distances of the sides BC, CA, AB from O_1 be f, g, h , respectively. Obviously the distances of the sides B_1C_1, C_1A_1, A_1B_1 from O_1 are $(a_l - f), (b_l - g)$ and $(c_l - h)$. Due to the homothety $f : g : h = (a_l - f) : (b_l - g) : (c_l - h)$ holds. From equation (2)

$$a_l^2 + b_l^2 + c_l^2 = (a - a_l)^2 + (b - b_l)^2 + (c - c_l)^2.$$

Applying equation (1) this can be written as

$$aa_l + bb_l + cc_l = \frac{a^2 + b^2 + c^2}{2} = 2t \cot \omega,$$

where t is the area of the triangle ABC . Summarizing the area of the subtriangles O_1BC, O_1AC and O_1AB we find

$$af + bg + ch = 2t,$$

which, together with the previous equation yields

$$\frac{a_l}{f} = \frac{b_l}{g} = \frac{c_l}{h} = \cot \omega.$$

Thus the ratio of homothety is

$$\lambda = \frac{a_l - f}{f} = \frac{b_l - g}{g} = \frac{c_l - h}{h} = \cot \omega - 1,$$

which completes the proof.

By applying this method one can prove several similar theorems and compute the ratios of homothety. Here we mention only one more example (see Fig. 2).

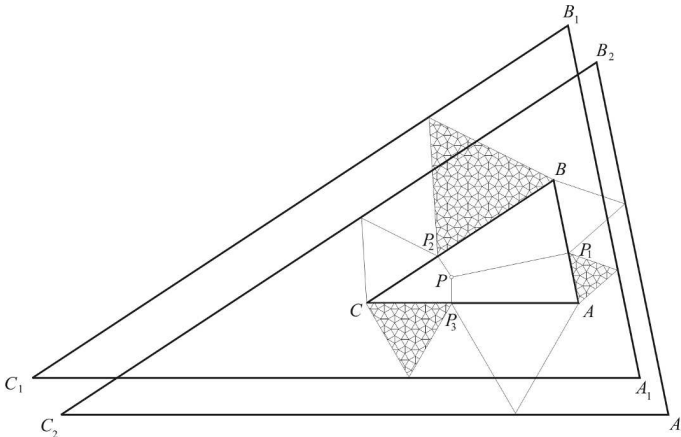


Figure 2.

Theorem 5. Consider the triangle ABC and one of its inner points P . Let the pedals of P on the sides AB, BC, CA be P_1, P_2 and P_3 , respectively. If we build regular triangles on the segments of the sides defined by the pedals, then the sum of the areas of the triangles erected on the segments AP_1, BP_2 and CP_3 equals the sum of the triangles erected on the segments P_1B, P_2C and P_3A . Moreover, if we consider those vertices of the “left” triangles which are not on the sides of ABC and draw parallel lines to the sides of the original triangle through of them, then the triangle bounded by these lines is homothetic to ABC and the ratio of homothety is

$$\lambda = 1 + \frac{\sqrt{3}}{2} \cot \omega.$$

Similar homothety holds for the triangle constructed from the “right” builded triangles.

3. New results on polygons

In this section we generalize Theorem 1 for convex polygons and prove some further results about quadrilaterals.

Theorem 6. *Consider the convex polygon $A_1A_2\dots A_n$ and one of its inner points P . Let the pedals of P on the sides $A_1A_2, A_2A_3, \dots, A_{n-1}A_n, A_nA_1$ be $P_1, P_2, \dots, P_{n-1}, P_n$, respectively. If we build "left" squares onto the segments A_iP_i , ($i = 1, \dots, n$) and "right" squares onto the segments P_iA_{i+1} , ($i = 1, \dots, n-1$) and P_nA_1 , then the sum of the areas of "left" squares equals the sum of the area of "right" squares.*

Proof. Applying the pythagorean theorem for the triangles PA_iP_i one can write

$$A_iP_i^2 = PA_i^2 - PP_i^2, \quad i = 1, \dots, n.$$

Similarly

$$\begin{aligned} P_iA_{i+1}^2 &= PA_{i+1}^2 - PP_i^2, \quad i = 1, \dots, n-1 \\ P_nA_1^2 &= PA_1^2 - PP_n^2. \end{aligned}$$

This yields

$$\begin{aligned} \sum_{i=1}^n A_iP_i^2 &= \sum_{i=1}^n (PA_i^2 - PP_i^2) \\ &= \sum_{i=1}^{n-1} (PA_{i+1}^2 - PP_i^2) + PA_1^2 - PP_n^2 \\ &= \sum_{i=1}^{n-1} P_iA_{i+1}^2 + P_nA_1^2, \end{aligned}$$

which completes the proof.

The statement remains valid if the builded quadrilaterals are not squares but rectangles similar to each other as it was in the triangle case (c.f. the proof of Theorem 3).

The statement of Theorem 6 can be seen for pentagons in Fig. 3. We have to remark, that if we consider the pentagons bounded by the lines containing the sides of the squares parallel to the sides of the original pentagon, the two pentagons are not homothetic to each other. Generally speaking this property is valid only for triangles. For special cases, however, homothety still holds for quadrilaterals, as we will see in the next theorems.

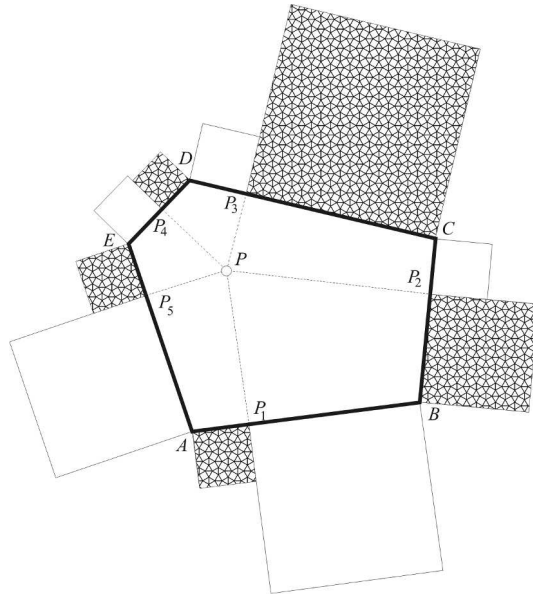


Figure 3.

Theorem 7. Consider the rectangle $ABCD$ and one of its inner points P . Let the pedals of P on the sides AB, BC, CD and DA be P_1, P_2, P_3 and P_4 , respectively. If we build similar rectangles on the segments of the sides defined by the pedals in a way, that the larger sides of the rectangles are all parallel to the larger side of the original one, then the sum of the areas of the rectangles erected on the segments AP_1, BP_2, CP_3 and DP_4 equals the sum of the rectangles erected on the segments P_1B, P_2C, P_3D and P_4A . Moreover, the rectangle bounded by the lines containing the outer sides of the “left” rectangles is homothetic to the original one and the ratio of homothety is $\lambda = 2$. Similar statement holds for the right rectangles.

Proof. The first part of the statement can be proved analogously to Theorem 3 and 6. For the ratio of homothety let us denote the ratio of the two sides of the rectangle by $\rho = \frac{AB}{BC}$. Consider the “left” rectangles. The sides of these rectangles parallel to AB are $AP_1, \rho BP_2, CP_3$ and ρDP_4 (c.f. Fig. 4).

The side $A'B'$ of the large rectangle parallel to AB is the sum of these sides:

$$A'B' = AP_1 + \rho BP_2 + CP_3 + \rho DP_4,$$

but $AP_1 + CP_3 = AB$, while $\rho BP_2 + \rho DP_4 = \rho BC = AB$, thus $A'B' = 2AB$. Similarly $B'C' = 2BC$ and this was to be proved.

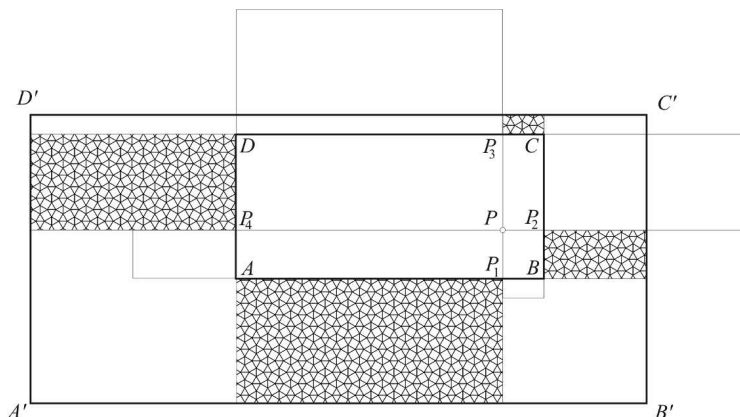


Figure 4.

Finally we remark, that the orientation of the builded rectangles in Theorem 7 is important only in terms of homothety. If the rectangles are builded in a way that always their longer sides coincide to the segments defined by the pedals, then the sum of the areas of the “left” rectangles remains equal to the “right” one, but the large rectangle is no longer similar to the original one: the ratio of its sides is

$$\frac{A'B'}{B'C'} = \frac{a^2 + b^2}{2ab},$$

where a and b are the sides of the original rectangle.

References

- [1] BOTTEMA, O., *De Elementaire Meetkunde van het Platte Vlak*, Nordhoff, 1938.
- [2] DERGIADIS, N., VAN LAMOEN, F., Rectangles attached to sides of a triangle, *Forum Geom.* **3** (2003), 145–159.
- [2] EHRMANN, J. P., VAN LAMOEN, F., Some similarities associated with pedals, *Forum Geom.* **2** (2002), 163–166.
- [3] KIMBERLING, C., Triangle centers and central triangles, *Congressus Numerantium* **129** (1998), 1–285.

Éva Sashalmi and Miklós Hoffmann

Department of Mathematics

Károly Eszterházy College

Leányka str. 4.

H-3300 Eger, Hungary

E-mail: saske@ektf.hu; hofi@ektf.hu